

# PGuard7 For Baccarat And Micros

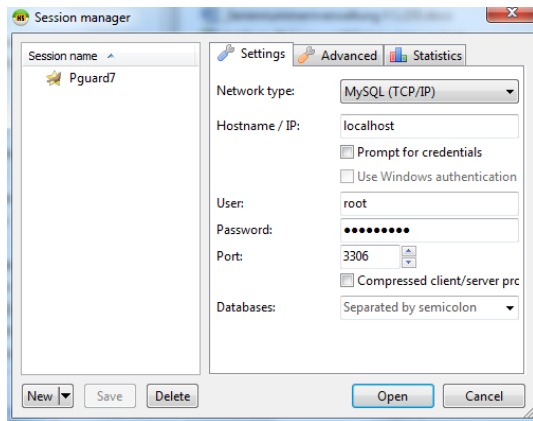
Display adaption of alarm texts for Baccarat and Micros systems



The **SeMSy® III PGuard7 Server** software is the central software for the message management in a SeMSy® III video management system. The server receives the messages (e.g. status, events, alarms) from the various Dallmeier recording systems over the Ethernet and saves them to the integrated database. The stored messages can be requested and processed by any SeMSy® III workstation with an integrated SeMSy® III PGuard module.

Devices (cash registers, access controls, card shoes) from 3rd party manufacturers can send messages to a PGuard7 server. In order to display standard alarm messages from devices for Baccarat (e.g. AngelEye) and Micros POS systems completely, a SQL script file must be installed additionally.

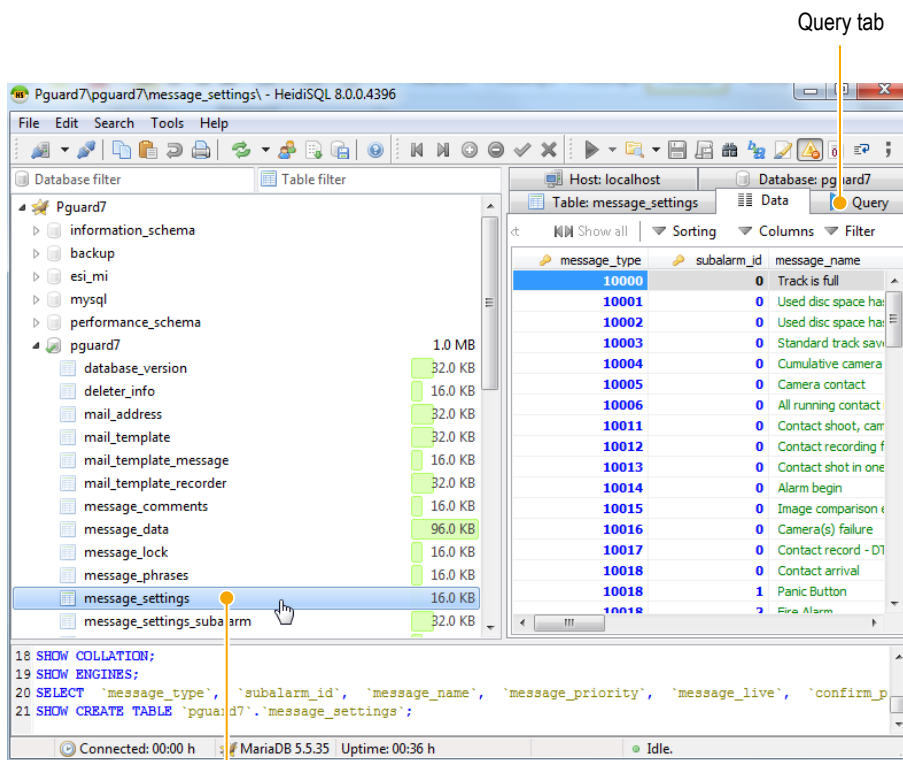
⇒ Open the **HeidiSQL** application in order to make the logging on the PGuard7 server database.



⇒ Enter the required credentials and confirm the inputs with **Open**.

The database is opened.

⇒ Select the **message\_settings** table.

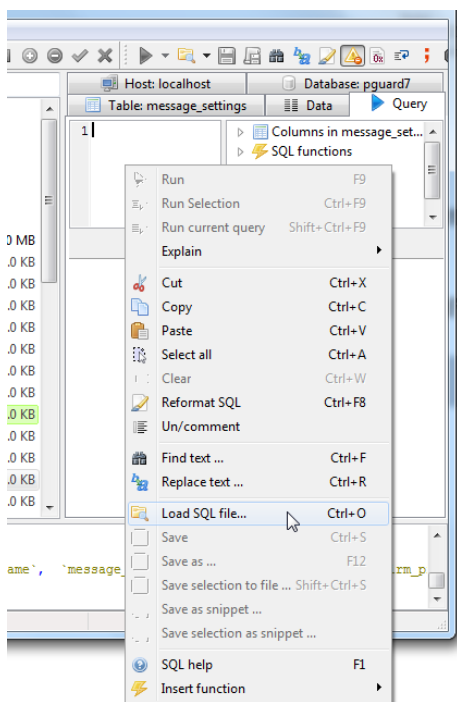


⇒ Select the **Query** tab.

# PGuard7 For Baccarat And Micros

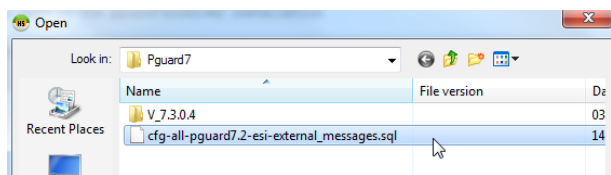
Display adaption of alarm texts for Baccarat and Micros systems

# SEMSy<sup>®</sup> III



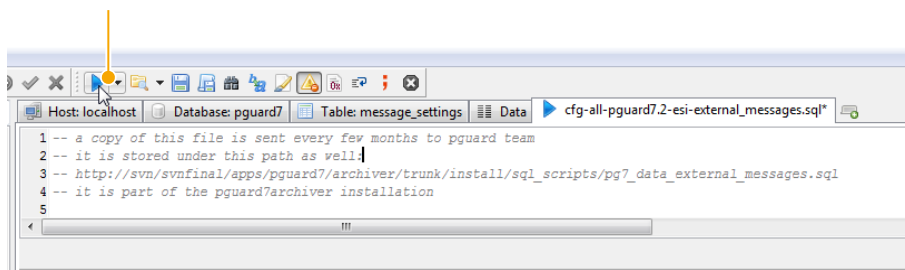
⇒ Right-click on the empty space of the tab in order to display the context menu.

⇒ Select **Load SQL file...**



⇒ Select with the file manager the **ctg-all-pguard7.2-esi-external\_messages.sql** file provided by Dallmeier and open it.

Execute file



⇒ Execute the file.

The new alarm texts will be imported and alarm messages for Baccarat and Micros systems will be displayed correctly.